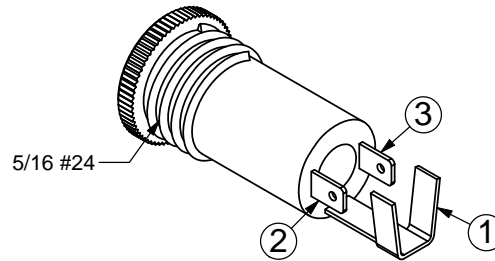
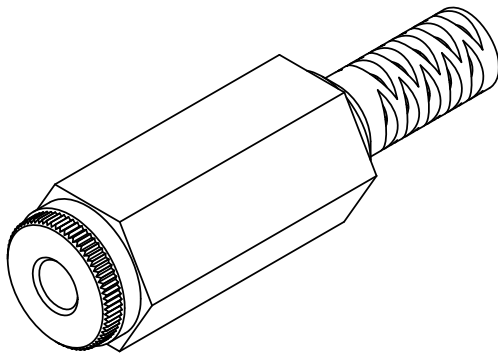
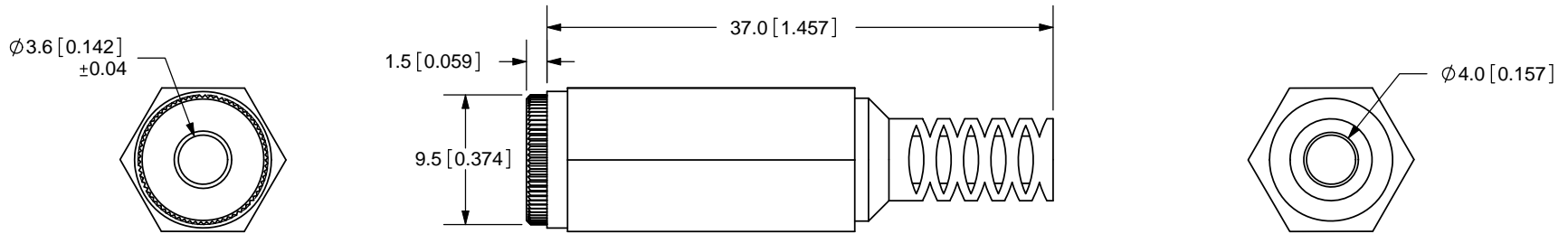


| REV. | DESCRIPTION            | DATE      |
|------|------------------------|-----------|
| A    | NEW DRAWING            | 7/17/2006 |
| B    | pin schematic added    | 12/5/2006 |
| C    | added pin designations | 9/2/2008  |



HOUSING DETAIL DRAWING

TOLERANCE:  
±0.3mm UNLESS OTHERWISE  
SPECIFIED



| MODEL NO. | SR-3501 |
|-----------|---------|
| SCHMATIC  |         |

**SPECIFICATIONS:**  
 CONTACT RESISTANCE: 50m OHMS MAX  
 INSULATION RESISTANCE: 100M OHMS MIN: 500V DC  
 VOLTAGE WITHSTAND: 500V AC R.M.S. FOR 1 MINUTE  
 LIFE: 5,000 CYCLES

|            | MATERIAL        | PLATING |
|------------|-----------------|---------|
| SLEEVE     | Brass           | Nickel  |
| TERMINAL 1 | Steel           | Nickel  |
| TERMINAL 2 | Phosphor Bronze | Nickel  |
| TERMINAL 3 | Phosphor Bronze | Gold    |
| CAP        | PE              |         |
| HOUSING    | PPO             |         |



20050 SW 112th Ave.  
 Tualatin, OR 97062  
 Phone: 503-643-4899  
 800-275-4899  
 Fax: 503-372-1266  
 Website: www.cui.com

|                            |              |                    |
|----------------------------|--------------|--------------------|
| TITLE: IN-LINE STEREO JACK |              | REV: C             |
| PART NO. SR-3501           |              | UNITS: MM [INCHES] |
| DRAWN BY: ZRJ              | APPROVED BY: | SCALE: 2:1         |

PC FILE NAME:  
SR-3501

COPYRIGHT 2008 BY CUI INC.